



## Bathing establishment Fact Sheet

|                |   |
|----------------|---|
| Bathhouse name | NETTUNO   |
| Address        | Viale Italia, 235   |
| City           | 58022 Follonica (Gr)  |
| Contacts       | Tel. +39 0566 261038 - <a href="mailto:info@bagnonettuno.net">info@bagnonettuno.net</a> |
| Website        | <a href="https://www.bagnonettuno.net/">https://www.bagnonettuno.net/</a>               |

**TESTED BY:** [Handy Superabile - Social Promotion Association](#) in summer 2023

**Please note** The following information refers to the verification date shown at the bottom of each card. **The Association** is not responsible for any significant changes made by the property after the visit.

### Summary

|  |    |
|--|----|
| Bathing establishment Fact Sheet .....                             | 1  |
| Arrival at the facility.....                                       | 2  |
| Private/public parking.....  | 2  |
| Pathway from the parking lot to the main entrance .....            | 2  |
| Reception.....   | 3  |
| Bar/restaurant .....   | 4  |
| Internal pathways and common services .....                        | 5  |
| Internal pathways.....   | 5  |
| Toilet and shower accessible to guests with reduced mobility ..... | 6  |
| Changing room .....  | 7  |
| Beach.....   | 8  |
| Children's play area .....   | 9  |
| Swimming pool .....  | 10 |
| Doctors' Offices/Healthcare Facilities .....                       | 10 |



Project carried out with the contribution of the





### Arrival at the facility

#### Private/public parking

|  |  |
|--|--|
| Presence of private parking  | NO   |
| Presence of parking space reserved for people with disabilities                    | NO   |
| Type of parking surface  | ASPHALT  |
| Public parking nearby  | n. 3 parking space reserved for the disabled, highlighted with horizontal and/or vertical signs. People with disabilities, holders of a special card, can also park their cars free of charge in the blue stalls of public car parks |
|  |    |

#### Pathway from the parking lot to the main entrance

|   |   |
|---|---|
| Pathway from the car park to the entrance | accessible by an 18 m long ramp, interrupted by a horizontal shelf, width > 90 cm, slope approx. 8 %. |
| There are markers and tactile maps        | NO  |





|  |   |
|--|---|
| Usable door/entrance width   | more than 90 cm   |
|   |   |
|  |  |

## Reception

|                                |   |
|--------------------------------|---|
| Umbrella booking system        | <input type="checkbox"/> Via web<br><input checked="" type="checkbox"/> By phone<br><input checked="" type="checkbox"/> On-site |
| Presence of multilingual staff | YES   |





|  |    |
|--|----|
| Presence of plant plan with key to services available  | NO |
| Presence of visuo-tactile map  | NO |
| Bulletin board/information panels at an average height of 130 cm in a well-lit area and font size at least 14 dpi with a contrast ratio greater than 4.5:1 | NO |
| The staff attended training courses on welcoming people with different disabilities  | NO |

### Bar/restaurant

|  |  |
|--|--|
| Type of venue                              | Bar/restaurant   |
| Access to the premises                     | Flat   |
| Usable door/entrance width                 | more than 90 cm  |
| Bar counter                                | more than 100 cm   |
| Types of tables                            | with central support   |
| Space underneath the tables from the floor | 70 cm  |
| Multilingual menu                          | Not detected   |
| Menus with large print fonts               | NO   |
| Braille menu                               | NO   |
| Table service for people with disabilities | YES  |
| Availability of gluten-free food           | <input type="checkbox"/> bread <input type="checkbox"/> pasta <input type="checkbox"/> biscuits<br><input checked="" type="checkbox"/> ice cream <input type="checkbox"/> Pre-packaged foods |





### Internal pathways and common services

#### Internal pathways



Indicate whether the pathways connecting the entrance to the beach are flat or with ramps in addition to those already described

Obstacle-free paths





**Toilet and shower accessible to guests with reduced mobility**

|   |  |
|---|--|
| Number <b>of toilets</b> accessible/usable by guests with reduced mobility          | 1  |
| Access to the factory premises  | Flat   |
| Usable width of the entrance door   | 86 cm  |
| Toilet height   | 50 cm  |
| Open front toilet seat  | YES  |
| Support handles   | to the right of the toilet   |
| Flexible hand shower at the side of the toilet                                      | NO   |
| Free space on the sides of the toilet   | left 22 cm<br>on the right over 90 cm<br>front 77 cm                                 |
| Electric doorbell/phone   | YES  |
| Washbasin with space underneath for wheelchair                                      | 77 cm  |
| Height from the ground on the bottom edge of the mirror                             | 110 cm   |
| Baby changing table   | YES  |
|  |  |
| Accessible <b>shower</b> available for guests with reduced mobility                 | YES in common with the toilet room   |





|  |  |
|--|--|
| Access to the shower room if separated from the toilet room              | Flat   |
| Useful width of the door/entrance gate if separated from the toilet room | 86 cm  |
| Shower type  | open-type  |
| Floor-level shower   | YES  |
| Shower chair   | wall-mounted folding   |
| Grab bar   | YES  |
| Presence of shower head or ups and downs                                 | Ups and downs with the lowest point height that can be reached when seated |
| Electric doorbell/phone  | YES  |



### Changing room



|   |   |
|---|---|
| Accessible changing room available for guests with reduced mobility | NO  |
| Access to the premises  | Flat  |
| Usable door/entrance width  | 90 cm                                       |
| Size of the dressing room   | Not enough for wheelchair guest manoeuvring |
| Presence of a cot   | NO  |






|                                  |   |
|----------------------------------|---|
| Coat rack height from the ground | less than 140 cm and can be used by people in wheelchairs |
|----------------------------------|---|

**Beach**

|  |   |
|--|---|
| Type of beach  | sand  |
| Access to the beach  | Flat  |
| Walkway to reach the umbrellas   | YES   |
| Type of walkway  | PVC   |
| Walkway width  | 100 cm  |
|    |  |
| Removable Platform between the walkway and the umbrella station to facilitate the passage and parking wheelchair                           | YES   |
| Amphibious beach chair available for helping people with reduced mobility to enjoy swimming (owned by the establishment or by association) | YES   |





### Children's play area

|  |  |
|--|--|
| Children's play area                               | inaccessible to children with reduced mobility due to sandy bottom |
| There are games for children with reduced mobility | NO   |





### Swimming pool

|                                  |    |
|----------------------------------|----|
| The property has a swimming pool | NO |
|----------------------------------|----|

### Doctors' Offices/Healthcare Facilities

|                             |   |
|-----------------------------|---|
| Hospitals near the facility | Ospedale S.Andrea Massa Marittima V.le Risorgimento, 43, 58024 Massa Marittima GR                                       |
| Other Healthcare Facilities | TOURIST Emergency Medical Service from 15 June to 9 September 2018 in Viale Europa (Health District) – tel. 0566 59613. |

TESTED BY: **Handy Superabile Social Promotion Association in summer 2023**

